



המשרד לקליטת העלייה  
Ministry of Immigrant Absorption

ENGLISH

מעגל החיים

The Life Cycle in Israel

יצאנו: מסודר וראוי



מדינת ישראל

הופק על ידי  
אגף מידע ופרסום  
המשרד לקליטת העלייה  
רח' הלל 15, ירושלים 94581  
כל הזכויות שמורות ©  
ירושלים

Publications Department  
Ministry of Immigrant Absorption  
15 Rehov Hillel, Jerusalem 94581  
All Rights Reserved ©

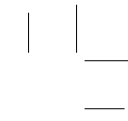
[www.moia.gov.il](http://www.moia.gov.il)  
e-mail: [info@moia.gov.il](mailto:info@moia.gov.il)

אנגלית

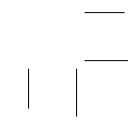
מעגל החיים

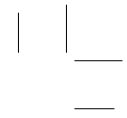


המשרד  
לקליטת  
העלייה



**The Life Cycle in Israel**  
Fourth Edition





## Table of Contents

---

The Life Cycle in Israel	5	מעגל החיים בישראל
Birth	6	לידה
Adoption	14	אימוץ
Marriage	15	נישואין
Burial	21	קבורה
Glossary	28	מילון
Useful Addresses	31	כתובות וטלפונים

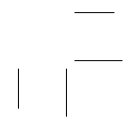
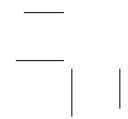
**Produced by the Publications Department**

**Laura L. Woolf** - Chief Editor, English Language Publications

**Ida Ben Shetreet** - Director, Publications Department

Jerusalem 2008

Catalogue number - 0113308040





## The Life Cycle In Israel

---

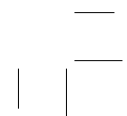
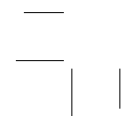
In Israel, three main life-cycle events, birth, marriage, and death, each involve a number of official procedures. This booklet is designed to explain these procedures. It is not intended in any way to advocate any particular lifestyle or outlook, but merely to outline and explain what is necessary. Individuals are free to explore alternatives to officially recognized procedures at their own discretion.



---

**NOTE:** This is the fourth edition of this booklet, and hereby nullifies all previous editions. The information contained in this booklet is based on data provided by various official sources. Details are subject to change. In case of any discrepancy, the regulations of the Ministry of Immigrant Absorption, The Ministry of Religious Services, the Ministry of the Interior, the National Insurance Institute, The Ministry of Social Affairs, and other official bodies will prevail.

---



## Birth

### Registering at a Hospital

A pregnant woman may choose the hospital in which she prefers to give birth, and the expenses are covered by the National Insurance Institute (see below). However, if you prefer a specific doctor for the delivery, you are usually limited to the hospital where that doctor works, and will be required to pay fees. You should register at the hospital of your choice by the fifth month of pregnancy in order to ensure a place. At that time you should present both your and your husband's *te'udat zehut* (identity card) and health fund membership cards, in addition to a letter of referral from a doctor certifying your due date. Claims for National Insurance benefits can already be prepared at the time of registration (see below).



### Participation in Hospital Travel Expenses

The National Insurance Institute may participate in travel expenses if a woman in labor travels to the hospital to give birth, and the distance from the ambulance station is more than 40 kilometers. Consult with the National Insurance Institute for more details. For more information, see the booklet entitled "National Insurance," available from the Publications Department. See the order form at the back. You can also visit the National Insurance Website: [www.btl.gov.il](http://www.btl.gov.il).

### The Population Administration

Following birth, the hospital issues a birth notice (*hoda'at leida*) and an identity number. Once the child has been named, it is necessary to register the infant in the Population Administration (*Minhal Uchlusin*) of the Ministry of the Interior and to request an official birth certificate. The child must also be listed in each parent's identity card (*te'udat zehut*).

## Birth Certificates

- Birth certificates are issued by the Ministry of the Interior to persons born in Israel only. If you are an Israeli citizen and give birth to a child outside of Israel, consult with an Israeli embassy or consulate for information.
- In order to request a birth certificate, you must provide the Population Administration with your identity number, the identity number of the child, personal details of the child as listed at the time of birth, and a request form (*tofes bakasha lematan tiud mimirsham hauchlusin*). The documents may be submitted via the hospital, or via a post office branch or a "service box" (*tevat sherut*) at a Population Administration branch office.
- You can request a birth certificate written in both Hebrew and English.



### Registering a Newborn

- When registering a child born in Israel you will need to provide the Population Administration with a copy of your *te'udat zehut* including the addendum (*sefach*) as well as that of your spouse, and the birth notice issued in the hospital. You can send the documents by mail. On the upper left-hand side you must fill in the first name given to the child. This must be signed by one of the parents. In addition, you must fill out a request form, which may be downloaded from the Ministry of the Interior Website: [www.pnim.gov.il](http://www.pnim.gov.il). You can also request the form from a clerk at a post office branch, and deposit it in the "service box" (*tevat sherut*) found at the post office.
- In order to register a child born overseas, it is necessary to appear in person at a Population Administration office, and provide your *te'udat zehut* and that of your spouse, and a birth notice issued by an Israeli consulate or embassy overseas. If no such notice was issued, an original, authorized birth certificate must be presented as well as a notarized translation.



- A request to add the child to the parents' identity cards may be submitted via the hospital following the birth, or at a post office branch or service box (*tevat sherut*) of a Population Administration branch office. It is necessary to include the birth notice provided by the hospital, the name of the child, and the information listed on the parents' identity card addendum (*sefach*).
- If the parents are married but have different last names, the Population Administration will assign the child the father's last name. If the parents wish the child to have the mother's last name, or the last names of both parents, the parents must go to a branch office of the Population Administration following the birth, and bring with them the birth notice issued in the hospital, a completed request form (*tofes bakasha leshinuim hashlamot vetikunim bepratei mersham hauchlusin*) available from the Ministry of the Interior Website: [www.pnim.gov.il](http://www.pnim.gov.il), and the identity cards of both parents, including the addendum (*sefach*).
- If the parents are not married, the Population Administration will assign the child the mother's last name. If the parents wish the child to have the father's last name, or the last names of both parents, the parents must go to a branch office of the Population Administration following the birth, and bring with them the birth notice issued in the hospital, a completed request form (*tofes bakasha leshinuim hashlamot vetikunim bepratei mersham hauchlusin*) available from the Ministry Website, the identity cards of both parents, including the addendum (*sefach*), and a 'recognition of paternity' form (*tofes hakara beavhut*), available from the Ministry of the Interior Website.
- The father of a child born to a single woman (defined by the Ministry of the Interior as unmarried, or divorced or widowed following 300 days from the end of her marriage) can declare paternity by filling out a "recognition of paternity" form (*tofes hakara beavhut*, available from the Ministry Website). The mother must authorize the declaration on the back of the form. The form may be filled out at the hospital following the birth, or at a Population Administration office within three days of the birth.

Both parents must be present, and provide the birth notice and their identity cards.

### Passports

- If you wish for a baby to have a passport, it is necessary to request that one be issued. The law does not permit a baby to be listed in a parent's passport. In order to request a passport, one of the parents must bring the child to a Population Administration office, along with their *te'udat zehut*, two passport photos of the child, and a request form (available for download from the Ministry Website). Passports are issued for a fee. If the parents are not married to each other, or in the process of divorcing, both parents will be required to appear at the Population Administration and state their agreement to the issuance of the passport in the presence of the Population Administration clerk.

### National Insurance Institute Aid to New Mothers

The National Insurance Institute (NII) provides various forms of assistance to new mothers.

#### Hospitalization Grant

The hospitalization grant (*ma'anak ishpuz*) is paid directly to the hospital where the birth took place. It covers the costs of the delivery and hospital stay. The grant also covers the costs of hospitalizing the baby, if necessary.

#### Maternity Grant

A maternity grant is paid by the National Insurance Institute to a mother following a birth and according to the number of children born. The grant is paid via by a check given in the hospital. The check can be cashed at any branch of the bank that issued it, or can be deposited at any bank.

### Eligibility

A mother who gave birth in a hospital, or was hospitalized immediately following the birth, and meets the following criteria can receive a maternity grant according to the following guidelines:

- She is a resident of Israel or the wife of a resident of Israel (even if the birth took place outside of Israel).
- She is employed or self-employed in Israel (even if she is not a resident of Israel, provided that the birth took place in Israel) or she is the wife of an individual that is employed or self-employed in Israel for at least 6 consecutive months immediately preceding the birth (even if the mother and her spouse are not residents of Israel, provided that the birth took place in Israel).

A claim for the grant is submitted to the National Insurance Institute via the hospital in which the birth took place. For this purpose, you must bring both spouse's *te'udat zehut* or other identification to the hospital, and provide the hospital with your bank account details.

### Maternity Allowance

A maternity allowance (*dmei leida*) is paid by NII to an employed woman during maternity leave. The allowance is paid as compensation for resultant loss of income during the period in which you do not work due to pregnancy and giving birth. The allowance is paid for a total period of 12 weeks.

An allowance is also paid to an employed person who has adopted a child under the age of 10, and has taken leave from work in order to care for the child, on condition that you have accumulated an insurance period as outlined below.

### Eligibility

In order to be eligible for a maternity allowance, it is necessary to meet the following criteria:

- You must be employed or self-employed in Israel.

- A woman aged 18 or over in vocational training may be eligible under certain conditions.
- Women employed outside of Israel may be eligible under certain conditions.

Further, in order to be eligible for a maternity allowance, you must have paid National Insurance Institute premiums for 10 out of the previous 14 months, or for 15 out of the previous 22 months, prior to stopping work. If payments were made for 6 out of the previous 14 months before stopping work, you can be eligible for an allowance for a period of 6 weeks.

A claim form for an allowance can be filled out and submitted either in person at the nearest National Insurance Institute branch office or by mail. You can receive a form from a NII branch office, or download forms from their Website: [www.btl.gov.il](http://www.btl.gov.il). You may submit the form upon discontinuation of work, but no earlier than 9 weeks before the estimated date of birth. If you submit the form prior to the birth you must have medical confirmation of your estimated due date. Forms may be submitted up to 12 months from the day that you become eligible for an allowance.

A woman that works during the period in which she receives a maternity allowance is liable to forfeit eligibility for the allowance.

A woman who must leave work because of medical risks to her pregnancy can receive compensation (*gimlat shmirat herayon*) throughout the time that she cannot work.

### Paternity Allowance

A father can take leave in place of the mother for part of the period of maternity leave from six weeks following the birth, and for at least 21 consecutive days, on condition that he and the mother have accumulated a full insurance period as detailed above.

### Birth Allowance

A birth allowance is paid by the National Insurance Institute to a

mother who has given birth to three or more children at one time, following 30 days from the birth, on condition that at least three of the children are living and that the mother meets the requirements for a hospitalization grant and maternity grant (see above). A claim for a birth allowance must be filed at the nearest National Insurance Institute branch office.

### Child Allowances

The NII pays child allowances (*kitzvat yeladim*) to residents of Israel for their children in accordance with the number of children and their ages. The allowance is a universal one, and has no connection with the level or sources of the family income.

The claim for a child allowance is filed through the hospital in which the baby is born. It is necessary to provide the hospital with your bank account and ID numbers.

Similarly, the allowance is paid to new immigrants with children from their first day in the country, as well as to nonresidents who work in Israel. The allowance is paid directly into your bank account in the same manner as Absorption Basket payments. It is not necessary to file a claim. See the "Guide for the New Immigrant" for more details.

Since the child allowance is conditional upon the child's being in Israel, a family planning an extended trip abroad must inform the NII.

For any child spending more than 6 months abroad, an allowance will be paid only in specific instances.

---

Note: for more information on payments and benefits, contact the National Insurance Institute branch office nearest you, or visit their Website: [www.btl.gov.il](http://www.btl.gov.il) You can also consult the booklet entitled "National Insurance," available from the Publications Department. See the order form at the back of this booklet.

---

## Adoption

---



### The Ministry of Social Affairs

All adoptions in Israel are within the exclusive jurisdiction of the Ministry of Social Affairs Department of Child Services (*HaSherut LeMa'an Hayered*).

International adoptions are legal in Israel, and a number of organizations assist those who wish to adopt children from overseas. The Ministry of Social Affairs must certify any such organization.

For more information, contact a district office of the Ministry of Social Affairs (see Useful Addresses). Information is also available on the Ministry's Website, [www.molsa.gov.il](http://www.molsa.gov.il).

Adoptive parents are entitled to maternity leave and child allowances from the National Insurance Institute as outlined above.



## Marriage

### Registering for Marriage

Official marriage and divorce procedures for the Jewish community in Israel are handled within the framework of the Rabbinate via the local religious councils, which are supervised by the Ministry of Religious Services.

The first step for a couple wishing to marry is to appear together at the Marriage Registry office (*machleket nisu'in*) of the Religious Council in the place of residence of one of the partners, or of the location in which they wish the wedding to be held (see the section below entitled "Couples Wishing to Marry Outside Their Place of Residence"). You can locate your nearest Religious Council by visiting the Website of the Ministry of Religious Services, [www.dat.gov.il](http://www.dat.gov.il).

It is necessary to register between 45 days-3 months days prior to the planned wedding date, and no more than three months prior to the date. Registration of a couple that does not marry within three months is canceled. If one member of the couple has already opened a marriage file with another person, it is necessary to cancel the file before opening a new one.

New immigrants will be requested to provide proof of Jewish status upon registering. The procedure will be carried out in a local rabbinical court. Some of the documents that you may have to produce include your mother's birth certificate, parents' and grandparents' marriage certificate and *ketuba*, and other documents that can attest to Jewish status. The length of this process can vary.

At the time of registration, each member of the couple must present the following:

- Valid *te'udat zehut* (identity card).
- Three passport photos.
- Tourists must present a valid and up-to-date passport and authorization of single status and Jewish status from a recognized Jewish authority overseas or rabbinical court in Israel.

- New immigrants should consult with a rabbinical court in order to verify their Jewish status.
- Couples registering to marry in a location other than the location which their parents registered to marry must supply their parents' marriage certificate or *ketuba*.
- A divorced individual must produce a *get* (writ of divorce) issued by an official rabbinical court. They should also have copies of court rulings and decisions. See the section on divorced individuals below.
- A widow/er must provide a copy of the late spouse's death certificate. See the section on widows/widowers below.
- Registration fee.

The couple must testify in writing to their personal and family status. In some cases, they will be required to obtain their parents' signatures on the written declaration.

It is necessary for each member of the couple to bring two male witnesses over the age of 18 to attest to their identity and status, and to their written statements. The witnesses may not be related to the bride or groom. The bride and groom may use the same witnesses. The witnesses should have their *te'udat zehut* with them.

When registering, the couple should inform the *machleket nisu'in* of the intended location of the marriage ceremony.

In order to choose the most appropriate date for the wedding, the bride consults with a Family Purity Counselor (*madricha letaharat hamishpacha*). A few days prior to the wedding, the bride visits a *mikva* (ritual bath) free of charge. The counselor will provide authorization for the free visit. The *mikva* attendant will then give the bride a certificate that should be presented to the officiating rabbi at the time of the wedding.

---

Note that there are certain calendar dates when marriages customarily do not take place in Israel, including the period of the Three Weeks preceding the Tisha B'Av fast, as well as during the period of the "Counting of the Omer" between Pessach and Lag B'Omer. Consult with the registrar of marriages for guidelines.

---

The legal minimum age for a bride and groom is 17. A bride or groom under the age of 17 requires permission from a district court (*beit mishpat machozi*) in order to marry.

An already married couple, who did not marry according to Jewish law (*halacha*) and who wish to do so, may apply to the *machleket nisu'in* of their local rabbinical council, which will then refer them to a rabbinical court.

Before granting you your marriage license, the *machleket nisu'in* will advertise your intent to marry in one of the national or weekly newspapers.

### Divorced Individuals

A divorced individual must produce a *get* (writ of divorce) issued by an official rabbinical court. You may also be asked to submit copies of court rulings and decisions. If the *get* was issued overseas, it is necessary to receive authorization at an official Israeli rabbinical court. The court will check that the divorce took place according to halachic (Jewish legal) procedures, and that a valid *get* was issued. Generally speaking, if one was married in a civil ceremony **only**, and can prove this, a civil bill of divorce will usually suffice.

### Converts

One who is a convert to Judaism must present the local rabbinical court with documentation of the conversion from an official rabbinical court recognized by the Chief Rabbinate of Israel.

### Widows and Widowers

A widow or widower must present the official death certificate of the late spouse. Note that the death certificate issued by the burial society is not accepted for this purpose. A widow must also present proof that she is not subject to *halitza*. *Halitza* is a ceremony that takes place in cases where the husband has died without children. The late husband's brother is halachically obligated to either marry the widow (known as *yibum*), or release her to marry someone else (*halitza*). **Only** *halitza* is practiced in Israel; the law of *yibum* is **not** applied. The widow and her brother-in-law go through a short ceremony at the rabbinical court, which then issues a *te'udat halitza*. This document must be presented when registering to marry. This procedure is not necessary in cases where the deceased has no living brothers.

### Couples Wishing to Marry Outside of Their Place of Residence

In order to marry outside of the area in which you reside, you must obtain a *te'udat revakut* (authorization of unmarried status) from the *machleket nisu'in* in the locality in which you do reside. In order to apply for a *te'udat revakut*, it is necessary to present an up-to-date *te'udat zehut*, make a written declaration of your personal status, provide two (male) witnesses to verify your identity and to attest to your written statements. You must also provide two passport pictures.

### Fees

Upon registering with the *machleket nisu'in*, the couple must pay a registration fee. In many cases, the following categories may be eligible for a discount or waiver of fees:

- New immigrants within the first two years following aliyah.
- Soldiers in obligatory I.D.F service
- University and yeshiva students.

- Persons receiving assistance from municipal social services departments, upon presentation of a letter of referral from the relevant department.

For more information on registration or fees, contact a Religious Council. See Useful Addresses.

---

Note: for more information on registration or fees, contact the Rabbinate Department of the Ministry of Religious Services. See Useful Addresses.

---

### The Ceremony

When selecting a rabbi to perform the ceremony, it is necessary that he be authorized by the Chief Rabbinate. You will have to notify the marriage bureau of your choice, and the rabbi should provide a letter stating that he agrees to perform the marriage. In some cases the rabbi may also have to supply certification of his eligibility to perform weddings. If you have no preference, the *machleket nisu'in* can provide you with a rabbi.

The location of the wedding must be approved by the rabbi, and must be under suitable kashrut supervision. The rabbi will also assist you in determining the exact time for the wedding.

The *machleket nisu'in* may schedule an appointment with the groom in order to help determine the details of the *ketubah* (marriage contract). The groom can then pick up the *ketubah* prior to the wedding. It is also permissible to supply your own *ketubah*, but it should be checked by the *machleket nisu'in* to make sure that the text is valid. The officiating rabbi will ensure that a copy of the *ketubah* will be transferred either by himself or by the couple to the *machleket nisu'in* in which the marriage is registered.

In order to receive an official marriage certificate, it is necessary for the couple to appear in person at the *machleket nisu'in*

approximately two weeks following the ceremony, and the certificate will be issued.

For more information, contact your local religious council.

### Change of Name

A woman who wishes to have her new married name listed on her *te'udat zehut* must fill out a request form (available for download from [www.pnim.gov.il](http://www.pnim.gov.il)) and provide copies of the marriage certificate, your and your husband's *te'udat zehut*, and two passport photos to a Population Administration (*Minhal HaUchlusin*) office of the Ministry of the Interior. You can send the form by mail, or via a "service box" (*tevat sherut*) found at the post office. The change of name will usually be processed at no cost.

### Divorce

Divorce procedures for the Jewish community in Israel are processed through one of the 12 rabbinical courts located throughout the country. Issues such as such as child support may be brought before a civil family court. For more information, see the Rabbinical Court System Website; [www.rbc.gov.il](http://www.rbc.gov.il), and the Civil Court Website, [www.court.gov.il](http://www.court.gov.il).

## Burial

### Burial Societies

There are some 600 burial societies (*chevrot kedishot*) in Israel, among which some 50 are independent, approximately 70 are connected to local religious councils, and the remainder to the kibbutzim and moshavim, and local authorities. The burial societies arrange burials and offer advice and counseling to the families. Burial societies are established only with the approval of the National Authority for Religious Services, a division of the Prime Minister's Bureau, and are subject to the ongoing supervision of the Ministry of Religious Services Department of Burial Services.



### Official Procedures

#### Initial Steps

When a death occurs, there are a number of steps that must be taken.

If a death takes place at home, it is necessary for a physician to come to the house and confirm the death. The physician must also issue a death certificate (*te'udat petira*).

When a death occurs in a hospital, it is necessary to supply the hospital with the deceased's *te'udat zehut* so that the hospital can issue the death certificate.

If the death was the result of an accident, or took place outside of the home or a hospital, and was pronounced by Magen David Adom, you will need to obtain three copies of the death report issued by an MDA doctor, as well as a medical report from MDA. If the death was caused by an accident, or the cause of death was unclear, it is necessary to obtain an authorization from the police.

The relevant documents must then be submitted to the nearest district health office (*lishkat habriut*) together with the *te'udat zehut* of the deceased, in order to receive a burial license (*rishayon kevura*).

If the health office is closed, the family can consult with the duty physician according to the list posted by the health office. When a death occurs in a hospital, the hospital can often arrange for the license on your behalf. In some cases, the *chevra kadisha* (burial society) will take care of the arrangements for the death certificate.

In cases of a suspicious death, the Ministry of Health may wish to conduct an autopsy. In such a instance, the burial society can offer guidance to the family.

### Registering the Death

The death must be registered with the Population Administration (*Minhal Uchlusin*) of Ministry of the Interior, which will issue an official copy of the death certificate. Note that you may request the official death certificate at the same time as registering the death.

In order to register the death of a person that has passed away in Israel, it is necessary to appear in person at a Population Administration office and to provide the following:

- *Te'udat zehut* of the person making the request.
- *Te'udat zehut* of the deceased.
- Addendum (*sefach*) of the *te'udat zehut* of the deceased's spouse.
- Original death certificate provided by the hospital or district office of the Ministry of Health (see above).

In order to register the death of a person that has passed away overseas, it is necessary to appear in person at a Population Administration office and to provide the following:

- *Te'udat zehut* of the person making the request.
- *Te'udat zehut* of the deceased.
- Israeli passport belonging to the deceased.
- Authorization of the death provided by an Israeli embassy or consulate overseas.

- If an Israeli embassy or consulate overseas did not issue an authorization of the death, it is necessary to present the original, official death certificate from overseas. The certificate must be translated and notarized.

### Death Certificates

Official death certificates are issued by the Ministry of the Interior for persons that passed away in Israel only. Requests must be made in person at a Population Administration office. In order to receive a certificate, it is necessary to supply the following:

- Identity number of the person making the request.
- Personal details of the person that has passed away, as listed at the time of passing, e.g., identity number, etc.
- Request form (may be downloaded from [www.pnim.gov.il](http://www.pnim.gov.il)).

In most cases, there are no fees for issuing a death certificate or for registering the death.

---

**Note:** If the request is made on behalf of a person who passed away before the year 1955 it is important to indicate their place of residence at the time of their death in addition to their place of decease.

---

### Arrangements

Even before the burial license is issued, the family may already begin consultations with a burial society in order to make arrangements for the funeral. The burial society will assist in determining the time of the funeral, and the location from which it will set out. Be sure to provide the burial society with all relevant documents.

A list of *chevrot kadishot* is available on the Ministry of Religious Services Website (in Hebrew): [www.dat.gov.il](http://www.dat.gov.il).

The services of the *chevra kadisha* are not free of charge; however, fees are covered by the National Insurance Institute. The *chevra*

*kadisha* takes care of the request for payment. It is not necessary for the family to deal with the National Insurance Institute. One of the main costs covered is that of a burial plot, which will be arranged for by the *chevra kadisha*. However, if the family wishes for burial in a section of the cemetery classified as "special" (usually close to the cemetery entrance) or burial in cemeteries classified as "closed," it will be necessary to pay an officially determined fee.

Other services covered by the National Insurance Institute include transportation of the body to the cemetery, purification of the body, conduction of the funeral, and burial. Should the family wish other additional services not covered by the National Insurance Institute, these too may be requested for a fee. It is possible to receive a list of the officially set fees from the burial society. Be sure to obtain a receipt for any payments made. Additional services include transportation of a body from one city to another and special processional routes. The *chevra kadisha* can also supply a cantor to conduct memorial services following the seven days of mourning (*shiva*,) on the thirtieth day (*shloshim*,) or any anniversary of the death (*yortzeit/azkara*). Services of the cantor are for a fee.

---

**Note:** government regulations prohibit burial society employees from receiving payments or gratuities for services rendered.

---

It is possible to request a specific burial plot while still alive, through a *chevra kadisha*. The spouse of the deceased may request burial in an adjoining plot. A request for the adjoining plot must be submitted to the *chevra kadisha* within 30 days of the burial.

Families who wish to erect a monument (*matzeva*) on a grave should consult with the *chevra kadisha*. This should be done during the period between the conclusion of the seven days of mourning (*shiva*) and the thirtieth day following the death (*shloshim*). It is recommended to take care of arrangements for the monument as soon as possible following the *shiva*, in order to insure sufficient time to prepare the monument.

According to employment regulations, particularly those governing the public sector, immediate relatives of the deceased may be entitled to paid leave during the seven-day period of mourning.

### Burial of Non-Jews

There are a number of *chevrot kedishot* around the country that can advise families and handle the burial of those who are not considered Jews according to *Halacha*. The local religious council can direct families to these *chevrot kedishot*.

### Funeral Customs

It should be noted by those unfamiliar with funeral practices in Israel that the deceased are not usually buried in caskets. Bodies are cleaned and purified by the *chevra kadisha*, then wrapped in special shrouds (*tachrichim*) and transported on a covered stretcher.

It is customary to hold the funeral within as short a time period as possible, often on the same day or the day following the death.

Prior to the funeral, the officiating rabbi conducts a short ceremony known as "*kriya*," (literally 'tearing') in which the immediate family of the deceased will have a small part of their clothing cut as a sign of mourning.

Families are entitled to choose a rabbi other than the one provided by the *chevra kadisha*, or any other person, to deliver a eulogy during the funeral.

### Assistance From the National Insurance Institute

Following the death of one insured by the National Insurance Institute, surviving family members may be entitled to various forms of benefits.

### Survivor's Allowance

The National Insurance Institute pays a survivors' allowance to eligible family members of the insured person, provided that the

death did not occur during a war or an enemy action. Families of victims of enemy actions should consult with the National Insurance Institute in order to clarify eligibility for a monthly 'dependents' allowance.'

In addition to the survivors' allowance, the National Insurance Institute provides vocational training for widow/ers who meet conditions of eligibility.

- If a widow remarries, her entitlement to the survivors' insurance is reevaluated.
- A widow or widower who remarries, and whose rights to the survivors' allowance have ceased, may be entitled to a marriage grant.
- A recipient of the survivors' allowance who has no other source of income may be eligible to receive an income supplement.
- A recipient of the survivors' allowance who becomes eligible for the standard old-age pension will in most cases receive the pension plus half of the survivors' allowance.

---

Note: The Ministry of Defense handles all matters pertaining to fallen soldiers and their families.

---

### Special Survivors' Allowance

In many cases, a special survivors' allowance is paid to a new (female) immigrant who is widowed, and to her dependent children, if her husband came on aliyah at age 60 or over.

### Special Childbirth Payments

If a woman passes away during childbirth or within one year of giving birth, a special payment may be made for the newborn, on condition that the mother was entitled to a maternity grant and/ or birth allowance and/or maternity allowance.

A widower may also be eligible for a special allowance for each newborn that was born during a single birth. The allowance is paid

for a period of 12-24 months. Consult with the National Insurance Institute for more details.

A deceased mother's spouse can be eligible for a special benefit if, due to her death, her husband must discontinue work in order to care for the child. The benefit is paid for up to 12 weeks.

Claims for special allowances and benefits must be submitted to the local branch of the National Insurance Institute.



**Note:** For more information, consult the booklet entitled "The National Insurance Institute," available from the Publications Department (see order form at the back of this booklet). You can also visit the National Insurance Institute website: [www.btl.gov.il](http://www.btl.gov.il) for detailed information.

## Glossary

### Places

District Health Office	<i>Lishkat HaBriut</i>	לשכת הבריאות
Marriage Department	<i>Machleket Nisu'in</i>	מחלקת נישואין
Population Registry	<i>Minhal HaUchlusin</i>	מינהל האוכלוסין
Religious Council	<i>Moatza Datit</i>	מועצה דתית
The Ministry of Health	<i>Misrad HaBriut</i>	משרד הבריאות
The Ministry of Immigrant Absorption	<i>HaMisrad LeKlitat HaAliyah</i>	המשרד לקליטת העלייה
The Ministry of the Interior	<i>Misrad HaPnim</i>	משרד הפנים
The Ministry of Religious Services	<i>HaMisrad LeSherutei Dat</i>	המשרד לשירותי דת
The Ministry of Social Affairs	<i>Misrad HaRevacha</i>	משרד הרווחה
The National Insurance Institute	<i>HaMossad LeBituach Leumi</i>	המוסד לביטוח לאומי

### People

Baby	<i>tinok/tinoket</i>	תינוק/תינוקת
Bride	<i>kalla</i>	כלה
Child	<i>yeled/yalda</i>	ילד/ילדה
Groom	<i>chatan</i>	חתן
New immigrant	<i>oleh hadash/olah hadasha</i>	עולה חדש/ה
Spouse	<i>ben/bat zoog</i>	בן/בת זוג
Personal absorption Counselor	<i>yoetz klita ishi/yoetz klita ishit</i>	יועץ קליטה אישי/יועצת קליטה אישית
Rabbi	<i>rav</i>	רב



## Documents

Authorization	<i>ishur</i>	אישור
Birth certificate	<i>te'udat leida</i>	תעודת לידה
Burial license	<i>rishayon kevura</i>	רשיון קבורה
Certification of unmarried status	<i>te'udat ravakut</i>	תעודת רווקות
Death certificate	<i>te'udat ptira</i>	תעודת פטירה
Identity card	<i>te'udat zehut</i>	תעודת זהות
Identity number	<i>mispar zehut</i>	מספר זהות
Marriage certificate	<i>te'udat nisu'in</i>	תעודת נישואין
New immigrants certificate	<i>te'udat oleh</i>	תעודת עולה
Writ of divorce	<i>te'udat gerushin (get)</i>	תעודת גירושין (גט)

## Things

Adoption	<i>imutz</i>	אימוץ
Alimony	<i>dmei mezonot</i>	דמי מזונות
Benefit	<i>gimla</i>	גימלה
Child allowance	<i>kitzvat yeladim</i>	קצבת ילדים
Claim	<i>tviaa</i>	תביעה
Divorce	<i>gerushin</i>	גירושין
File	<i>tik</i>	תיק
Form	<i>tofes</i>	טופס
Grant	<i>ma'anak</i>	מענק
Hospitalization Grant	<i>ma'anak lshpuz</i>	מענק אישפוז
Marriage	<i>nisu'in</i>	נישואין

Maternity grant	<i>ma'anak leida</i>	מענק לידה
Maternity leave benefits	<i>dmei leida</i>	דמי לידה
Monument	<i>matzeva</i>	מצבה
Survivor's Insurance	<i>bituach she'erim</i>	ביטוח שארים
Wedding	<i>chatuna</i>	חתונה

Address Telephone/Fax

## Useful Addresses and Telephone Numbers

Telephone numbers and some addresses change frequently in Israel. Consult the latest telephone directory or the information operator if you do not reach the number listed here. When a number has changed there may not be a recorded message noting the change. Thus, if the number continues to be unanswered, check whether it is still in use.

### Ministry of Immigrant Absorption

[www.moia.gov.il](http://www.moia.gov.il)  
[info@moia.gov.il](mailto:info@moia.gov.il)

#### Main Office

2 Rehov Kaplan  
Kiryat Ben Gurion  
POB 13061  
Jerusalem 91130

National Telephone  
Information Center (03) 9733333  
Public Inquiries (02) 6752765

#### Southern and Jerusalem District Headquarters

31 Rehov Zalman Shazar (08) 6261214  
Beer Sheva Fax: (08) 6230811  
Conversions Administration (08) 9938668

Address Telephone/Fax

**Haifa and Northern District Headquarters** (04) 8631111  
15 Rehov HaPalyam Fax: (04) 8631110

Conversions Administration (04) 8631127

**Tel Aviv and Central District Headquarters** 1-599-500-901  
6 Rehov Esther HaMalka Fax: (03) 5209173

Conversions Administration (03) 5209198

#### Jerusalem District Office

15 Rehov Hillel 1-599-500-923

Publications Department Tel/Fax: (02) 6241585

Conversions Administration (02) 6214620

Address Telephone/Fax

### Emergency Telephone Numbers

**Police** 100  
www.police.gov.il

**Magen David Adom** 101  
www.magendavidadom.org

Fax for Hearing Impaired Persons: 1-800-500-101

**Fire Department** 102  
**Association of Rape Crisis Centers in Israel**

National Hotline 1202  
Hotline for Religious Women (02) 6730002  
Hotline for Men and Boys (03) 5179179  
Religious Men's Hotline (02) 5328000

### Emergency Center

The Emergency Center makes it possible for those with limited hearing to send messages by fax to Magen David Adom, the Police, and the Fire Department.

Tel Aviv (03) 5216445  
North (04) 8511954  
(04) 8530161

**Eran Mental Health Hotline** 1201

**Domestic Violence Hotline** 1-800-220000

Address Telephone/Fax

### Ministry of Religious Services

www.dat.gov.il

7 Rehov Kanfei Nesharim (02) 5311111  
95464 Fax: (02) 6535469

Burial Societies Division (02) 5311174  
Kashrut Division (02) 5313126/8  
Office of the Chief Rabbi (02) 5313190  
Public Complaints (02) 5311385  
rabbis@religons.gov.il

Address Telephone/Fax

**The Ministry of the Interior/Population Administration**

(Misrad HaPnim)

www.pnim.gov.il

pniot@moin.gov.il

Telephone Information Center \*3450/1-222-3450

[www.oc-info@gov](mailto:www.oc-info@gov)

Population Administration (02) 6294701

Public Inquiries (02) 6294750

Mercaz Tzimer (08) 8547111

**Ashdod**

4 Sd. Hatikva (08) 6263840

**Beer Sheva**

Commercial Center (02) 9903111

Beit Katzir

**Beit Shemesh**

89 Rehov Hazon Ish (03) 6152800

**Bnai Brak**

140 Rehov Weizmann (09) 7630200

**Cfar Sava**

Rehov HaTamarim-City Center (08) 6381333

**Eilat**

15 Rehov HaPalyam (04) 8633333

**Haifa**

Address Telephone/Fax

2 Rehov Hadar (09) 9604525

**Hertzlia**

1 Rehov Shlomzion HaMalka (02) 6290200

**Jerusalem**

Rehov Talton (08) 9726020

**Modi'in**

13 Rehov Remez (09) 8302111

**Netanya**

6 Rehov Mohliver (03) 9123200

**Petach Tikva**

2 Rehov Bialik (03) 6759200

**Ramat Gan**

4 Rehov Binyamin (08) 9313222

**Rehovot**

5 Yisrael Galilee (03) 9532111

**Rishon LeTzion**

125 Derech Begin (03) 7632500

**Tel Aviv**

4 Rehov Weizmann (04) 6993101

**Tzfat**

Address Telephone/Fax

**The National Insurance Institute**

www.btl.gov.il  
National Call Center \*6050 or 1-222-6050  
Payment Line (08) 6509911  
Pregnancy Risk Line (08) 6509934  
Counseling Service for Senior Citizens (02) 6463404  
English Line

**Main Office** (02) 6709211  
13 Sderot Weizmann  
Jerusalem 95437

**District Offices**  
101 Rehov HaNasi (08) 6741111  
Ashkelon 78328

6 Rehov Wolfson (08) 6295311  
Beer Sheva 84896

3 Rehov Nasi Yisrael (04) 9907333  
Carmiel 21921

39 Rehov Weizmann (09) 7479888  
Cfar Saba 44351

7 Rehov Hillel Yaffe (04) 6328111  
Hadera 38203

47 Sderot HaMeginim (04) 8544111  
Haifa 33265

Address Telephone/Fax

4 Rehov Shimon Ben Shetach (02) 6755555  
Jerusalem 94147

42 Sderot Weizmann (04) 9528111  
Naharia 22380

68 Rehov Hertzl (09) 8602777  
Netanya 42251

72 Rehov Rothschild (03) 9114777  
Petach Tikva 49360

15 Rehov HaHashmonaim (03) 6751234  
Ramat Gan 52482

64 Rehov Remez (08) 9345919  
Rehovot 76449

7 Rehov Yisrael Galili (03) 9426666  
Rishon LeTzion 75229

17 Rehov Yitzhak Sadeh (03) 6250000  
Tel Aviv 67775

**Branch Offices**  
6 Rehov Habanim (08) 8686666  
Ashdod 77342

2 Rehov Jabotinsky (03) 5127090  
Bat Yam 59446

Address	Telephone/Fax
8 Rehov HaNasi Beit Shemesh 99037	(02) 9906666
1 Rehov Ahronovitch Bnai Brak 51450	(03) 6152999
12 Rehov Midian Eilat 88000	(08) 9369696
22 Rehov Ben Gurion Hertzlia 56785	(03) 9594444
50 Binyan Lev Halr Kiryat Shmona	(04) 6836000
100 Rehov HaPalmach Tzfat 13224	(04) 6825111

### Local Religious Councils

(Selected list only. See [www.dat.gov.il](http://www.dat.gov.il) for more information or contact your municipal information line 105/6/7)

34 Rehov Yehuda P.O.B. 169 Arad 80700	(08) 9959419
1 Rehov Szold Ashdod	(08) 8630630

Address	Telephone/Fax
1 Rehov Eshtaol Migdal Amirim Ashkelon	(08) 6714401
8 Rehov HaTalmud Schuna Daled Beer Sheva	(08) 6204000
4 Rehov Ba'al HaTanya Beitar Illit	(02) 5725561
15 Rehov Remez P.O.B. 5 Beit She'ean	(04) 6586249
615 Rehov Herzl Beit Shemesh	(02) 9911361
12 Rehov Rabbi Akiva Bnai Brak	(03) 5781133
100 Rehov Nasi'ei Yisrael Carmiel	(04) 9985630
125 Rehov Weizmann Cfar Sava	(09) 7656576
Ta'ana Commercial Center Efrat	(02) 9931772

Address	Telephone/Fax
Rehov Eilat 409/4 P.O.B. 15 Eilat	(08) 6376135
Rehov HaTa'ana Givat Ze'ev	(02) 5362756
4 Rehov Shmuel Ben Adia Haifa 33087	(04) 8641187
7 Rehov HaRav Goren Hertzlia	(09) 9504851
12 Rehov HaHavatzelet Jerusalem 91000	(02) 6214888
7 Rehov HaYarden P.O.B. 585 Kiryat Shmona 10200	(04) 6940221
2 Kikar Kedem Ma'aleh Adumim	(02) 5354005
4 Rehov Smilansky Netanya	(09) 8612952
37 Rehov Hovevei Tzion Petach Tikva	(03) 9051500
18 Rehov Clausner Ra'anana	(09) 7431356

Address	Telephone/Fax
47 Rehov Hertzl P.O.B. 129 Ramat Gan 52101	(03) 6700552/3
2 Rehov Goldberg P.O.B. 1047 Rehovot 76283	(08) 9362681
1 Rehov Uri Tel Aviv 64954	(03) 6938900
78 HaPalmach Tzfat 13221	(04) 6971633
32 Rehov HaNadiv Zichron Ya'akov	(04) 6390712
<b>Rabbinical Courts</b>	
www.rbc.gov.il	
<b>Main Court</b>	
22 Rehov Kanfei Nesharim Jerusalem	(02) 6582822
<b>District Courts</b>	
15 Rehov Yehuda Ariel	(03) 9061609
1 Sderot Begin Ashdod	(08) 8688600

Address	Telephone/Fax
4 Rehov Katznelson Ashkelon	(08) 6790660
4 Rehov HaTikva Beer Sheva	(08) 6263900
28 Rehov Yalag Haifa	(04) 8603111
24 Rehov King George Jerusalem	(02) 6203711
3 Rehov Barket Netanya	(09) 8300800
6 Rehov Spiegel Petach Tikva	(03) 9115222
4 Rehov Binyamin Rehovot	(08) 9371700
33 Sderot David HaMelech Tel Aviv	(03) 6086666
Kikar HaAtzma'ut Binyan Rasco Tiberias	(04) 6727800
6 Rehov Weizmann Tzfat	(04) 6859000

Address	Telephone/Fax
<b>The Ministry of Social Affairs</b>	
www.molsa.gov.il	
<b>Main Office</b> 10 Rehov Yad Harutzim Jerusalem	(02) 6708277/8
24-hour Information Line Telemesser	(03) 7652255
<b>District Offices</b>	
5 Rehov Hassan Shukri Haifa	(04) 8619131
35 Rehov Mekor Chaim (02) 5650111 Jerusalem	
22 Sderot Yerushalayim Jaffa	(03) 5125518
4 Rehov HaTikva Beer Sheva	(08) 6264912

Address Telephone/Fax

### The Ministry of Health

www.health.gov.il  
2 Rehov Ben Tabai (02) 6705705  
Jerusalem 91010

### District Health Offices

17 Rehov David Noy (04) 9955111  
Acco Fax: (04) 9550261

4 Rehov Yerushalayim (04) 6592016  
Afula Fax: (04) 6526936

Barzilai Medical Center (08) 6745555  
Ashkelon Fax: (08) 6745158

136 Rehov HeHalutz (08) 6464749  
Beer Sheva Fax: (08) 6464777

13 Rehov Hillel Yaffe (04) 6240888  
Hadera Fax: (04) 6323958

15 Rehov HaParsim (04) 8619777  
Haifa 35055 Fax: (04) 8619809

159 Rehov Yaffo (02) 5314800/2  
Jerusalem 94341 Fax: (02) 6243835

1 Rehov HaMalacha (08) 9777888  
Lod

Address Telephone/Fax

23 Sd. Weizmann (09) 8300111  
Netanya Fax: (09) 8611546

31 Rehov Achad HaAm (03) 9051813  
Petach Tikva Fax: (03) 9307651

3 Rehov Dani Mas (03) 9181204  
Ramle Fax: (03) 9251607

8 Rehov Remez (08) 9485858  
Rehovot Fax: (08) 9469130

14 Rehov HaArba'a (03) 5634704  
Tel Aviv 64379 Fax: (03) 5634840

Rehov Alchadaf (04) 6791816  
Tiberias Fax: (04) 6720627

52 Rehov HaPalmach (04) 6970987  
Tzfat Fax: (04) 6971576

1 Rehov Uri (03) 6938989  
Tel Aviv 64954

78 HaPalmach (04) 6971633  
Tzfat 13221

32 Rehov HaNadiv (04) 63907912  
Zichron Ya'akov

Address

Telephone/Fax

## Voluntary and Non-Profit Organizations

Note: the following addresses are offered as an information service only. The Ministry of Immigrant Absorption does not recommend or endorse any particular organization. It is up to each reader to investigate and determine the organizations appropriate to their needs.

### Itim - Jewish Life Information Center

[www.itim.org.il](http://www.itim.org.il)

[info@itim.org.il](mailto:info@itim.org.il)

Information and counseling on Jewish life-cycle events, including marriage, divorce, conversion and burial. Services are available in Hebrew, English and Russian.

Hotline 1-700-500-507

P.O.B 4724

Jerusalem

### Menucha Nechona

[www.menucha-nechona.co.il](http://www.menucha-nechona.co.il)

(08) 6233239

Alternative burial.

### New Family

[www.newfamily.org.il](http://www.newfamily.org.il)

[n\\_family@netvision.net.il](mailto:n_family@netvision.net.il)

New Family works on behalf of families that are not officially recognized.

34 Rehov Nachmani (03) 5660504

Tel Aviv

Address

Telephone/Fax

## The Israel Association for Marital and Family Therapy and Family Life Education

[www.mishpaha.org.il](http://www.mishpaha.org.il)

Umbrella organization of family and couples mediators.

17 Rehov Kehilat Venitzia (03) 6480833

Tel Aviv 69440

### A.R.M (Ezra Rishona LeMishpacha) First Aid for the Family

Counseling for families during divorce. (03) 6137564

Tel Aviv

### Council of Young Israel Rabbis

[www.youngisraelrabbis.org.il](http://www.youngisraelrabbis.org.il)

[info@youngisraelrabbis.org.il](mailto:info@youngisraelrabbis.org.il)

The Council of Young Israel Rabbis offers counseling and information on issues of personal status, including marriage, divorce and conversion.

58 Rehov King George (02) 6254983

Jerusalem

### Edeia

[www.edeia.co.il](http://www.edeia.co.il)

Organization for the protection of men's rights in divorce.

31 Rehov Hayetsira (03) 6132225

Ramat gan

20 Rehov HaNevi'im (04) 8666062

Haifa

Address Telephone/Fax

**Equal Parenting Association**

[www.horut-shava.org.il](http://www.horut-shava.org.il)

Assistance to families in arranging equal access and responsibilities towards the children following a divorce.

P.O.B. 5533 (03) 6292646

Ramat Gan

**Family Mediation Service**

[www.gishurcenter.com](http://www.gishurcenter.com)

Marriage counseling and divorce mediation, support groups for children during and following divorce and social and emotional support to adults going through divorce.

Tel Aviv University (03) 6406795

Ramat Gan

**G.R.N.I.T. - Organization for Assistance to Women during Divorce**

[www.granitwomen.org](http://www.granitwomen.org)

[tikvar@zahav.net.il](mailto:tikvar@zahav.net.il)

Information and assistance to women in all aspects of divorce both during proceedings and afterwards, including family and social issues, and psychological aspects.

9 Rehov Keren HaYesod (03) 5329686

Givat Shmuel 54051

Address Telephone/Fax

**I.C.A.R. - International Organization for Releasing Chained Women**

[www.icar.org.il](http://www.icar.org.il)

Information, counseling, a telephone hotline and referrals.

P.O. Box 68131 (02) 6721401

Jerusalem 91031

**Lev Le'am-Help for Agunot and Their Children**

Lev Le'am offers information, counseling, and social activities to women and their children refused a religious Jewish divorce.

P.O.B. 30953 (03) 7391164

Tel Aviv

**Mavoi Satum**

[www.mavoisatum.org](http://www.mavoisatum.org)

[mavoisatum@mavoisatum.org](mailto:mavoisatum@mavoisatum.org)

Information, counseling, financial aid, and legal aid to women refused a religious divorce.

P.O.B 8712 (02) 6712282

Jerusalem 91806 Fax: (02) 6711314



## Other Available Publications

The following booklets are available from the Publications Department. To order, simply indicate the booklets you wish to receive and return the order form to the Publications Department, English Section, Ministry of Immigrant Absorption, 15 Rehov Hillel, Jerusalem, 94581. The publications will be mailed to you free of charge.

- Guide for the New immigrant
- The Absorption Basket
- Consumer Focus Magazine
- Employment
- Employment Guidance Centers
- Education
- First Steps
- Guarding Your Health in Israel
- Guide to Higher Education
- Guide to Services for the Disabled
- Guide to Transportation in Israel
- Guide to Ulpan Study
- Health Services in Israel
- Housing
- The Life Cycle in Israel
- Military Service
- National Insurance Institute
- Retirees
- Accountants
- Artists, Writers and Athletes
- Computer and Hi-Tech Professionals
- Engineers and Architects
- Lawyers
- Medical Professionals
- Nurses
- Psychologists
- Scientists and Researchers
- Social Workers
- Teachers
- Where to turn
- Registering for a Health Fund
- Information for Olim Newspaper
- Shiluv Magazine



Name \_\_\_\_\_

Address \_\_\_\_\_

Postal Code \_\_\_\_\_ Date \_\_\_\_\_

